

Two Zone Gas Flow Vacuum Tube Furnace

DRYING OVEN

LABORATORY INCUBATOR

MUFFLE FURNACE

WATER DISTILLER

WATER BATH & OIL BATH

HEATING MANTLE

STIRRER

MIXER & SHAKER

HEATING PLATE & SAND BATH

DIGESTION APPARATUS & METAL BATH

NITROGEN SAMPLE CONCENTRATOR

CLEAN BENCH

STERILIZER

VACUUM PUMP

FILTRATION

GRINDER

COLONY COUNTER

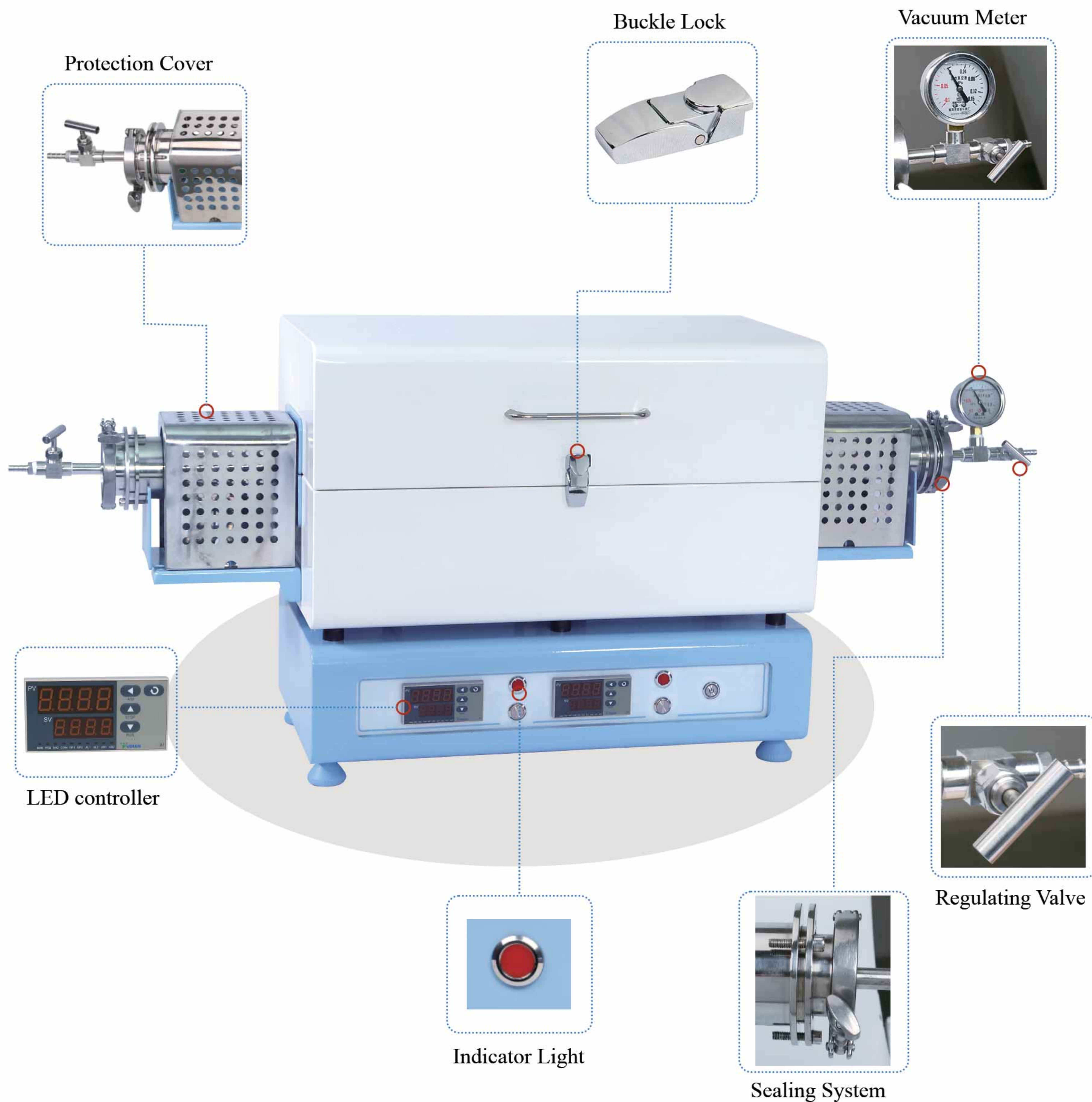
DRYER

CENTRIFUGE


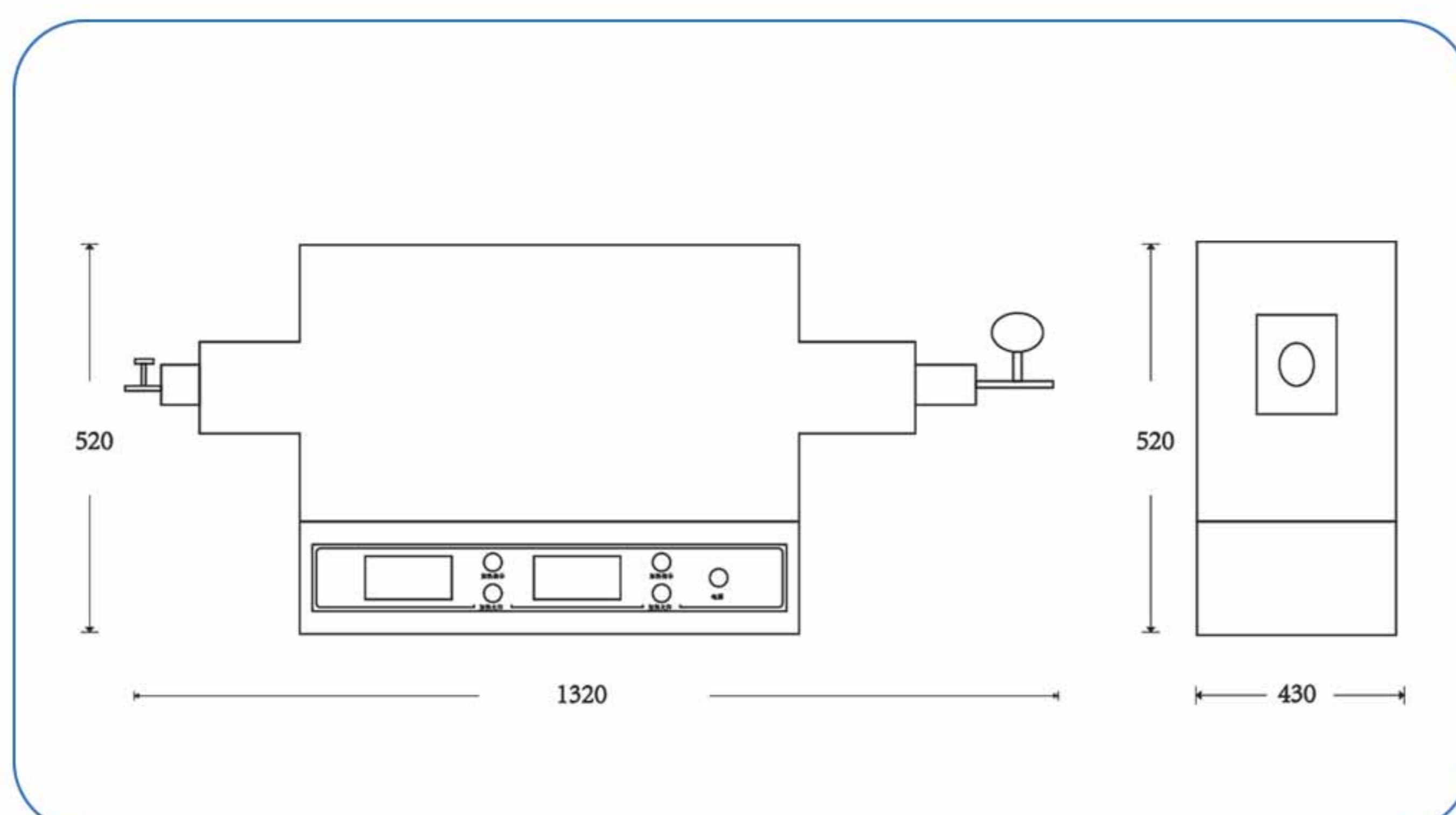
ELECTRIC FURNACE

LIFTING TABLE

LABORATORY CONSUMABLE



Dimension(mm)



DRYING OVEN

LABORATORY INCUBATOR

MUFFLE FURNACE

WATER DISTILLER

WATER BATH & OIL BATH

HEATING MANTLE

STIRRER

MIXER & SHAKER

HEATING PLATE & SAND BATH

DIGESTION APPARATUS & METAL BATH

NITROGEN SAMPLE CONCENTRATOR

CLEAN BENCH

STERILIZER

VACUUM PUMP

FILTRATION

GRINDER

COLONY COUNTER

DRYER

CENTRIFUGE

ELECTRIC FURNACE

LIFTING TABLE

LABORATORY CONSUMABLE

Two Zone Gas Flow Vacuum Tube Furnace is a kind of heating equipment which can change and adjust the atmosphere or vacuum state in the furnace to make the material sintering in a specific vacuum or atmosphere. Generally, the gas in the furnace is inert gas (helium (N2argon Ar2) or reducing gas (ammonia H2, carbon monoxide CO), there are nitrogen ammonia mixture, mainly to prevent oxidation and reduction, some special materials into the gas, is as a catalytic auxiliary role. Protective atmosphere tube furnace is suitable for industrial and mining enterprises, scientific research units, colleges and universities, etc. Chemical analysis and physical determination under various atmospheres have been widely used in the research and small batch production of powder metallurgy, ceramic metallization, phosphor powder, battery material, electronic ceramics, chemical raw materials.




● Industrial / mining enterprises



● Laboratory



● Scientific Research Units



● Small Steel Quenching



● Metal



● Ceramic

Characteristics:

- Tow zone control mode, two sets of different temperatures can be set at the same time to achieve the temperature conversion of the material in the tube.
- The air way connection method adopts the quick connection flange structure, loading and unloading is quick and convenient, only a clamp can be completed.
- The furnace is divided into two parts, the upper part of the furnace can be turned back 100°, easy to take and put and observe materials.
- The furnace chamber is made of multi-product polycrystalline mullet fiber vacuum adsorption, and the temperature field can save more than 50% energy uniformly.
- Air diversion and heat insulation technology ensures the service life and constant temperature effect of each component in the box.
- Start the electric furnace, the exhaust fan at the same time white operation, after the end of the test, the exhaust machine will continue to run, until the furnace temperature is low d 609C, the exhaust fan will stop, effectively protect the furnace surface.
- The furnace door opens with automatic power off, over-temperature protection function and leakage protection function to ensure the safety of use.
- The circuit adopts continuous heating output mode, double circuit power supply, and strong and weak power separate wiring to improve the stability of the system.
- The operation button is made of low-pressure metal button, with its own status indicator, which makes the operation safe and intuitive.
- The air circuit assembly is made of food-grade 316 stainless steel, with good corrosion resistance, atmospheric corrosion resistance and high temperature resistance and no magnetism.

Major Technical Parameters:

Model	ZFL2-1250	ZFL2-1260	ZFL2-1280	ZFL2-12100
Temperature Range (°C)	300-1200			
Temperature Resolution (°C)	1			
Temperature Accuracy (°C)	±1			
Heating Speed (°C/min)	0-20			
Heating Power (kW)	3.2KW			
Voltage	AC220V 50Hz			
Heating area (mm)	180*2			
Area quantity	2			
Working room size (mm)	Φ120*430			
Control Mode	Led Program Control Section 30			
Maximum Vacuum (Mpa)	-0.1			
Interface Diameter (mm)	Φ8			
Tube Material	Quartz tube			
Tube inner size (mm)	Φ42*1000	Φ52*1000	Φ72*1000	Φ92*1000
Overall dimension (mm)	1320*430*520			
Operation Function	2 PCS of LED programmable controller with 30 segment , Auto tuning function, Offset value setting, Timing function			
Safety Device	Over temperature sound-light alarm, protection cover, Automatic door control switch, Sealing system, buckle lock			
Accessories included	Quartz tube, Heat-resistant gloves, Hook, Tube plug			