
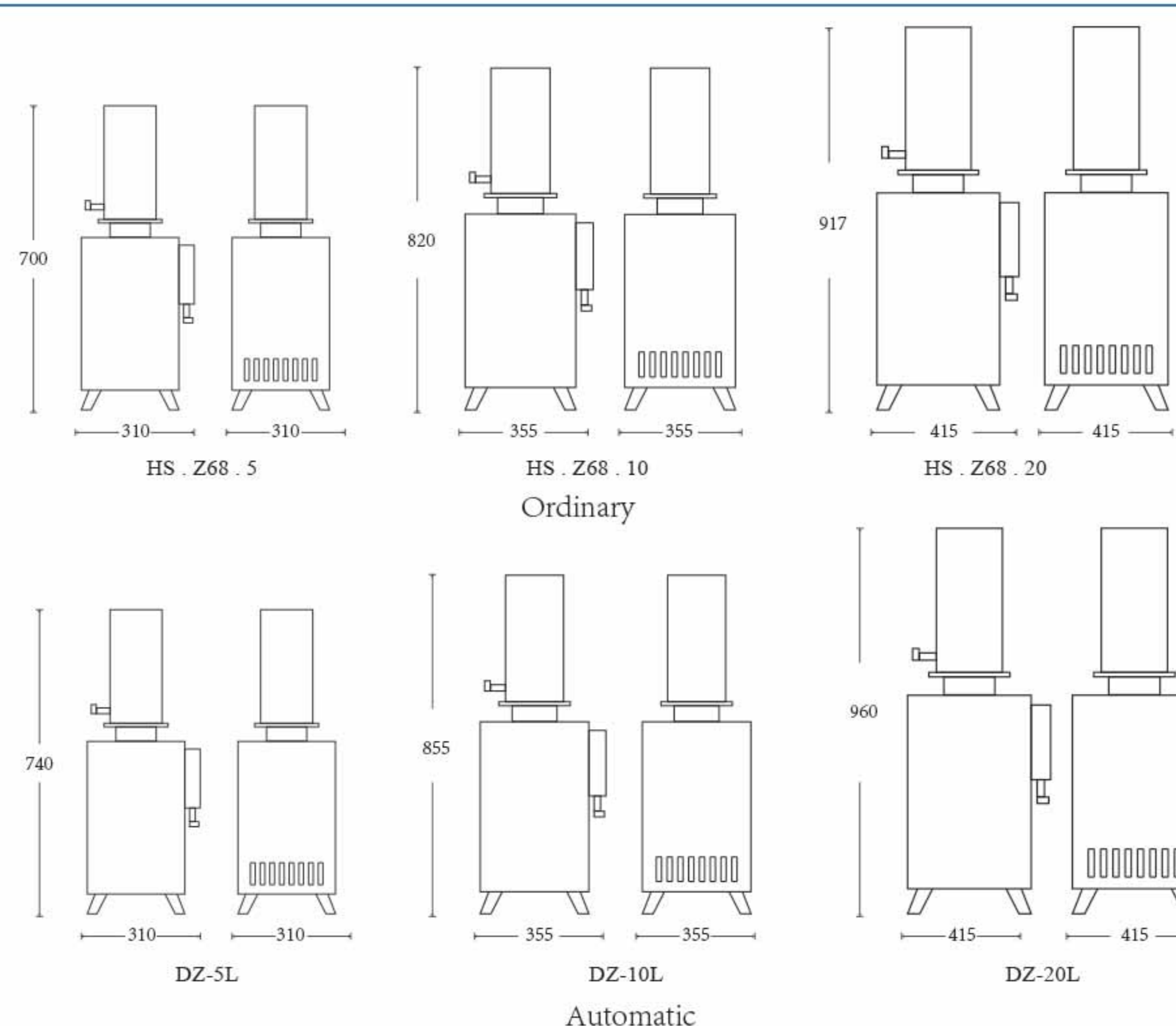


Stainless Steel Water Distiller

- DRYING OVEN
- LABORATORY INCUBATOR
- MUFFLE FURNACE
- WATER DISTILLER**
- WATER BATH & OIL BATH
- HEATING MANTLE
- STIRRER
- MIXER & SHAKER
- HEATING PLATE & SAND BATH
- DIGESTION APPARATUS & METAL BATH
- NITROGEN SAMPLE CONCENTRATOR
- CLEAN BENCH
- STERILIZER
- VACUUM PUMP
- FILTRATION
- GRINDER
- COLONY COUNTER
- DRYER
- CENTRIFUGE
- ELECTRIC FURNACE
- LIFTING TABLE
- LABORATORY CONSUMABLE



Dimension(mm)



DRYING OVEN

LABORATORY INCUBATOR

MUFFLE FURNACE

WATER DISTILLER

WATER BATH & OIL BATH

HEATING MANTLE

STIRRER

MIXER & SHAKER

HEATING PLATE & SAND BATH

DIGESTION APPARATUS & METAL BATH

NITROGEN SAMPLE CONCENTRATOR

CLEAN BENCH

STERILIZER

VACUUM PUMP

FILTRATION

GRINDER

COLONY COUNTER

DRYER

CENTRIFUGE

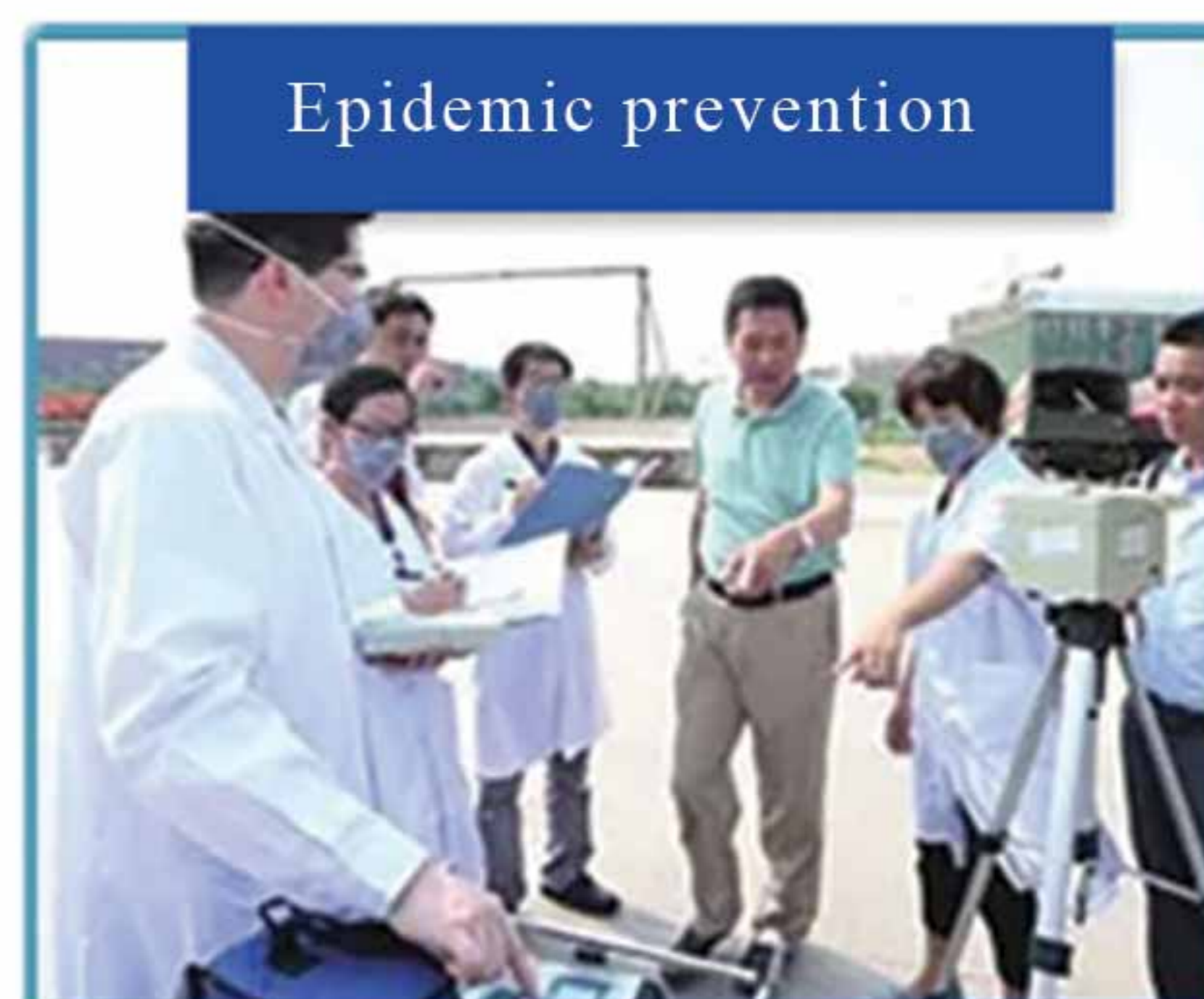

ELECTRIC FURNACE

LIFTING TABLE

LABORATORY CONSUMABLE

It applies in making distilled water in laboratories of medical and health industry, chemical industry and scientific research units.

It is the specialized constant temperature equipment for water analyzing, BOD determine the bacteria, mildew, the culturing and storage of the microbial, vegetable planting and breeding experiment.



Characteristics:

- It adopts high quality stainless steel and manufactured in advanced technology.
- It has functions of water- deficient and power- off alarm and automatic make up water and heat gain, with power, heating instructions and water display.
- Adopts the working principle of the electrode to prevent electrode fouling due to long working hours, lack of water power can not function properly.

Major Technical Parameters:

Model	HS.Z68.5	HS.Z68.10	HS.Z68.20
	DZ-5L	DZ-10L	DZ-20L
Specification	HS.Z68=Ordinary type DZ=Automatic type		
Output Quantity (L/H)	5	10	20
Power (KW)	5	7.5	15
Voltage	110V/220V	220V/380V	
Inlet diameter (mm)	φ 10		
Distilled water outlet diameter (mm)	φ 12		
Outlet diameter(mm)	φ 12		
Overfall gap diameter(mm)	φ 16		
Overall Dimension (D*H)(mm)	310*700	355*820	415*917
	310*740	355*855	415*960
NW/GW (kg)	5/5.8	6.2/7	8.5/9.4
	7.1/7.8	8.5/9.5	11.3/12.6
Safety Device	Automatic power off(Only DZ series), Electrodeless operation		